



## Adresserbar / Addressable

**Anvendelse:**

Manuell melder for bruk i tørre rom.

**Prinsipp:**

Gir alarm når glasset knuses. Tilbakestilles når nytt glass blir satt inn. Kan alarmtestes ved hjelp av en spesialnøkkel.

**Versjoner:**

BF-35 Standardutgave  
BF-35/EXN EEXn manuellmelder for bruk i sone 2  
BF-35/EX EEx ib-utgave for bruk i sone 1 eller sone 2\*

\* Se eget datablad

**Application:**

Manual call-point for use in dry areas.

**Principle:**

Gives alarm when the glass is broken. Reset when a new glass is mounted. Can be tested by means of a special test-key.

**Versions:**

BF-35 Standard version  
BF-35/EXN EEXn manual callpoint for use in zone 2 only  
BF-35/Ex EEx ib-version for use in zone 1 or zone 2\*

\* Se separate data sheet

# Tekniske data / Technical data: BF-35



Dimensjoner / Dimensions:  
(H x B x D) / (H x W x D) : 87 x 87 x 39 mm

Vekt / Weight : 108 g

Materiale Materials : Rød termoplast /  
Red thermo plastic

Spenning / Voltage : 14 V DC  $\pm$  2 V

Strømforbruk /  
Current consumption

Hvilestrøm / Stand by : 0,1 mA

Signalstrøm / Signal

Normal/ Normal : 35 mA

Alarm / Alarm : >45 mA

Miljøkrav /

Environmental requirem. : Iflg. BS-5839 /  
Acc. to BS-5839.

Miljø / Environment : For bruk i tørre rom  
For use in dry areas

Beskyttelsesgrad /  
Degree of protection : IP 44D

Arbeidstemperatur /  
Working temperature : - 20°C to + 70°C

Fuktighet (ikke kond.) /  
Humidity (non-condensing) : Max. 95 % R.H.

Vedlikehold / : Bytt ut knust glass /  
Maintenance Replace broken glass

Service / Service : Utskiftes ved feil /  
Replace if faulty

Godkjenninger / Approvals:

Certificate for BF-35/EXN: 03ATEX221X

Dimensjoner og tilkobling /  
Dimensions and connection:

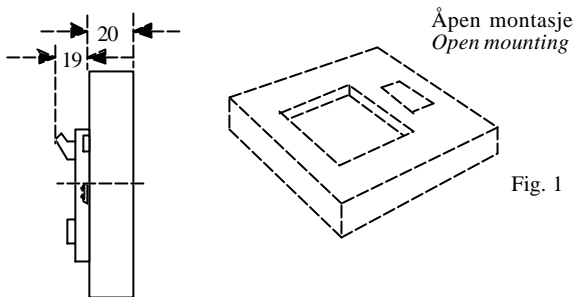


Fig. 1

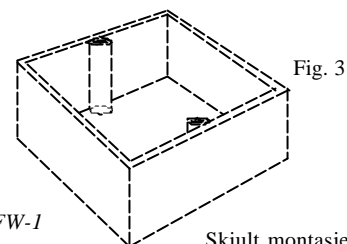


Fig. 3

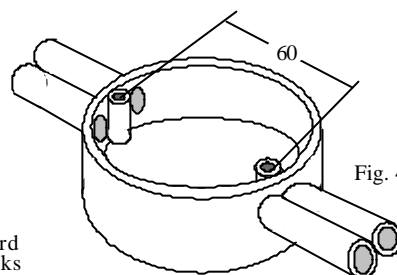
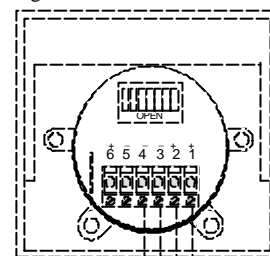


Fig. 4

Standard veggboks  
Standard box

Fig. 2



DL + DL

Fig. 1 Melder / Call-point

Fig. 2 Tilpasn. / adr. enhet type BNB-35 /  
Interface / address unit type BNB-35

Fig. 3 Underlagsboks type BFW-1 / Mounting box type  
BFW-1

Fig. 4 Veggboks / Box for flush mounting

DL Detektorsløyfe / Main detector loop

Subject to changes without notice / Med forbehold om endringer uten forutgående varsel.

**Autronica Fire and Security AS**

Fire and Security, Trondheim, Norway. Phone: + 47 73 58 25 00, fax: + 47 73 58 25 01.

Oil & Gas, Stavanger, Norway. Phone: + 47 51 84 09 00, fax: + 47 51 84 09 99.

Visit Autronica Fire and Security's Web site: [www.autronicafire.com](http://www.autronicafire.com)